

What distinguishes the DécoBrush markers

DécoBrush markers contain 2.4 ml of non-toxic paint based on metallic pigments. They are perfectly capable of covering both black and white surfaces. They were produced in "liquid ink" technology and thus, as opposed to traditional technology, they enable using all the contents. Metallic paint, after drying out, is permanent, light-resistant and waterproof on surfaces such as: paper, wood, ceramics, glass, metal, plastics. Decorations and drawings made with DécoBrush markers will not fade for many years. The unique experience of using DécoBrush markers is provided by the nylon-polyester, durable and flexible brush-like tip which is ideal for calligraphy and ornamentation.

karinmarkers.com

déco brush

How to use and store DécoBrush markers

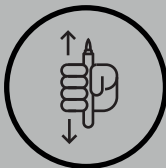
 **karin**



Usage

Maintaining solid colors

To preserve the uniformity of color and ensure trouble-free working, shake the marker before using. Repeat until the paint's color becomes solid inside the casing. If the marker has been used within the last hour, shaking is not necessary. If you paint on extremely rough surfaces, maintaining the correct color may require applying another layer of paint.



Color durability

If you want to decorate an object that is regularly exposed to scrubbing / washing in a dishwasher (e.g. a flower vase) or scratching (e.g. a phone case) put a coat of DECO COLOR varnish on (*do not use the varnish on surfaces that have direct contact with food. You may find more information on using the varnish on the product's label*).



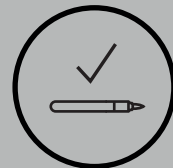
If you do not want the decorations made with DécoBrush markers to be permanent, do not use the varnish. All the artwork will be removed during a standard cycle of washing in a dishwasher.



Storage

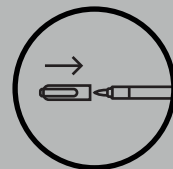
Recommended storage position

Always keep DécoBrush markers in a horizontal position. If the markers have been stored incorrectly (with the tip up or down), shake the marker until the color of the paint inside the casing becomes solid, and then use a small amount of the paint until the correct color is obtained.



Other notes

To prevent the tips from drying out and ensure the durability of the markers, they should always be capped after each use.



While traveling on a plane, make sure that the markers are properly sealed. Do not use DécoBrush markers during the flight.